

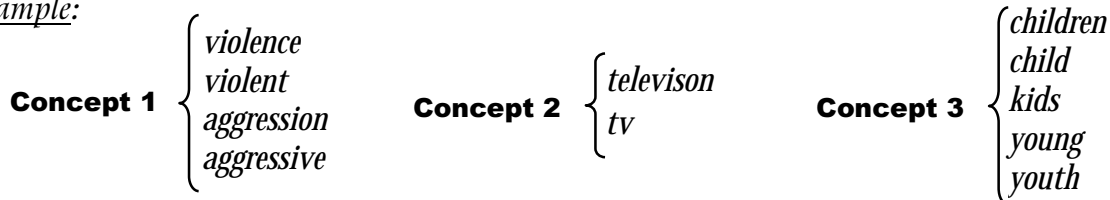
Search Strategy Development Worksheet

1. Write down your search topic in the form of a question and underline the key words or phrases.

Example: I want information on how violence on television affects children.

2. Divide these key words into concepts and list below. Use as many concept boxes as needed. List synonyms for each concept. Consider singular/plural forms, spelling variations, different word endings, etc.

Example:

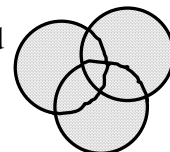


	Concept 1	AND	Concept 2	AND	Concept 3
Term
OR					
Term
OR					
Term


3. Construct your search strategy using Boolean operators, truncation, and parentheses.

Example: (violence OR aggression*) AND (television OR tv) AND (children* OR child* OR young OR youth)*

◆ Connect the synonyms with the Boolean operator "OR". You must use parentheses around your synonyms connected with OR.
"OR" broadens your search by gathering records in which one or more of your terms appear.



◆ Connect the concept sets with the Boolean operator "AND".
"AND" narrows your search by requiring that at least one term from each concept set be present.



◆ Use the appropriate truncation symbol (* ? : !) to search for words containing a common word root, with any number or combination of characters following that root.

Basic Search Process

1. Plan Search

Choose Database(s)

Select Words to Represent Concepts

Construct Strategy

2. Perform Search

3. Review Results

4. Change Strategy if Necessary

5. Search Again

6. Print or Download or Email Results